


# Basic Solfege Patterns 3

Patterns based on the major scale

Dr. Timothy Urban

These patterns are to be memorized, speed and accuracy are equally important. Once these patterns have been learned with solfege, they should be sung/recited using note names in all major keys. Strive for speed.

## 1. The major scale



A single staff of music in treble clef showing a major scale pattern. The notes are quarter notes, starting on middle C and ending on the C below. The solfege syllables are written below the notes.

d r m f s l t d d t l s f m r d


## 2. Major scale stepwise ascending-descending fourths



Two staves of music in treble clef. The first staff shows an ascending pattern of eighth notes, and the second staff shows a descending pattern of eighth notes. The solfege syllables are written below the notes.

d r m f r m f s m f s l f s l t s l t d l t d r t d r m d  
m r d t r d t l d t l s t l s f l s f m s f m r f m r d m r d t d


## 3. Major scale by ascending-descending fourths



Two staves of music in treble clef. The first staff shows an ascending pattern of quarter notes, and the second staff shows a descending pattern of quarter notes. The solfege syllables are written below the notes.

d f r s m l f t s d l r t m d  
m t r l d s t f l m s r f d m t d

## 4. Major scale stepwise by descending-ascending fourths



Two staves of music in treble clef. The first staff shows a descending pattern of eighth notes, and the second staff shows an ascending pattern of eighth notes. The solfege syllables are written below the notes.

f m r d s f m r l s f m t l s f d t l s r d t l m r d t d  
t d r m l t d r s l t d f s l t m f s l r m f s d r m f t d r m d

## 5. Major scale by deescending-ascending fourths

f d s r l m t f d s r l m t d

t m l r s d f t m l r s d f t m d

## 6. Major scale by ascending-descending fifths

d s r l m t f d s r m l t f m d

f t m l r s d f t m l r s d f t m d